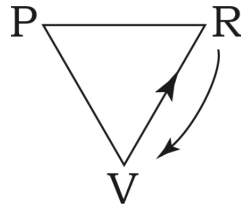
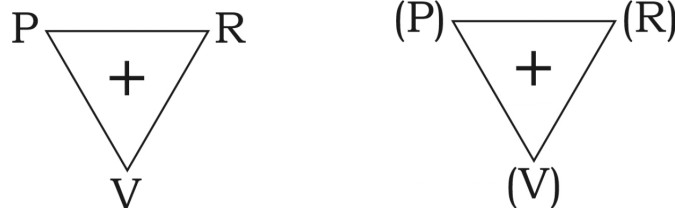


Blog notes: There are some other uses I've added to the Drama Triangle concept:

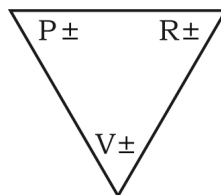
1) In the traditional Drama Triangle, equilateral with the Victim point downward, I draw the game setup and switches. Draw an arrow along the line for the transaction, a sweeping curved line for the switch.



2) When I use it as "The Compassion Triangle," represented by a positive + in the center, I show how both people, two triangles, either overtly, PRV, or covertly, (PRV), are caught in all the social roles at once, adding deeper understanding and multiple (6) motivations to the game. If the inside space is left blank, I may write the words "what's unsaid" - either awaiting opportunities to further escalate three ways, or in the positive aspects of the energy, awaiting opportunities to repair the situation three ways.



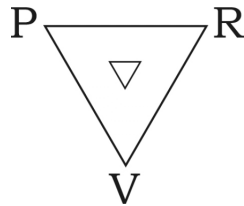
3) In the personal inner triangle, (inner dialogue), the inside R can be self-protection, the inside P self-sabotage, and the inside V self-defeat, or variants of those. The PRV energy can also be used in a positive (+) constructive and healing way.



4) For the script involvement in the game, I may add a tiny inner triangle, representing the script scene games of childhood. Socially, the child's P takes on

the script injunction for revenge on the parent, as R takes it on to rescue the parent, and as V is unaware and imprinted.

In redecision work on the script scene, the inner V is the child's feeling at the time, the inner R is the protective belief established about the world, and the inner P becomes the limiting "Don't" decision. All six can be addressed during redecision therapy.



Copyright Stephen Karpman 2007, all rights reserved